

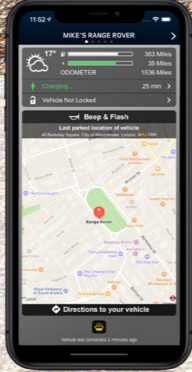


# CHARGING OPTIONS



## PLUG-IN HYBRID: FAST & SIMPLE CHARGING

The new Discovery Sport PHEV has been electrified to maximise EV range and deliver ultra-low CO<sub>2</sub> emissions of 36g/km. Advanced hybrid technology provides hassle-free top-ups and Discovery Sport is among the first PHEV SUVs to be compatible with DC rapid charging.



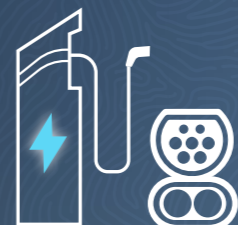
### REMOTE APP

Customers can check battery charge status, the percentage charge level, remaining EV range and even schedule the time of charging by using Land Rover's Remote smartphone app.



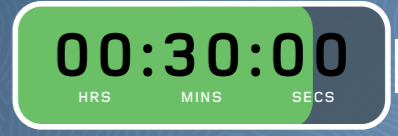
### DOMESTIC + WALL BOX AT 7kW

100% CHARGE IN



### PUBLIC RAPID CHARGING AT 32kW\*

0-80% CHARGE IN



\*Charge time possible with 50kW and 100kW DC Rapid charger (actual charge into the vehicle will be limited to 32kW). Charge times may vary according to environmental conditions and available charging installation. Figures based on WLTP cycle.